


1/2" (12.7mm) Conductive Plastic & Cermet Potentiometers

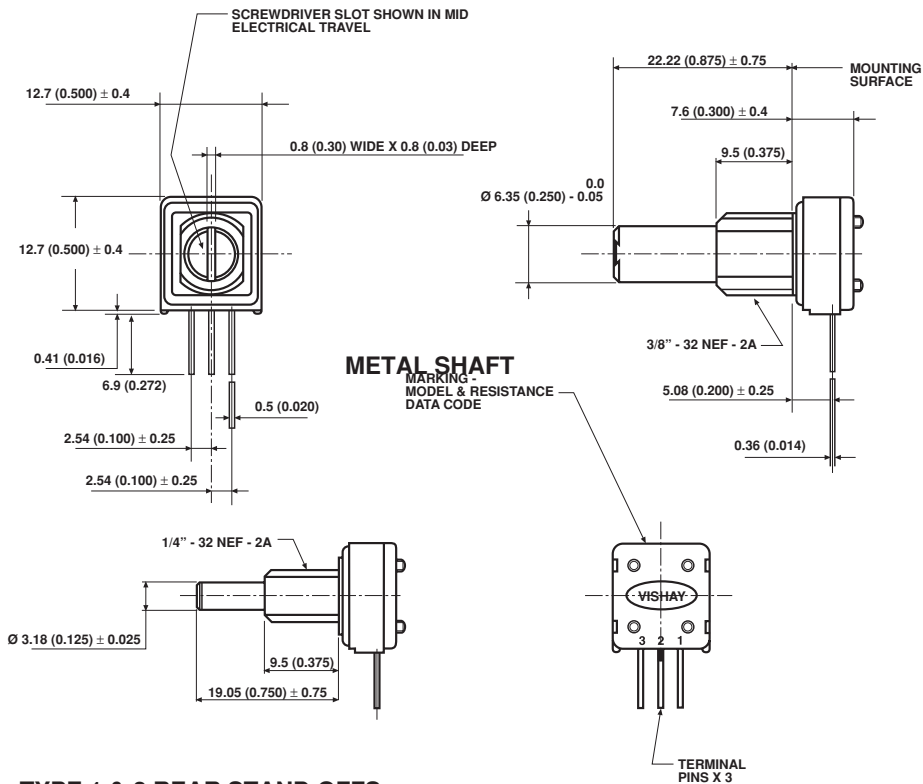


FEATURES

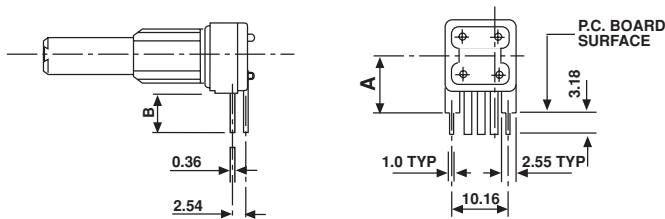
- Model 248/249 Retains the Proven High performance characteristics in a more cost effective package
- This model is destined to become the first choice when seeking high quality
- Cost Effective Panel Potentiometers
- P.C.B. Mounting Potentiometers

DIMENSIONS in millimeters (inches)

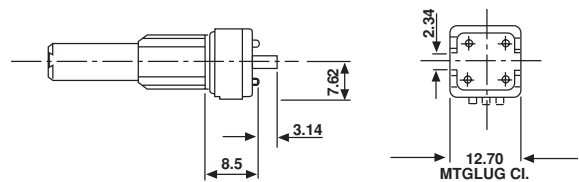
METAL OR PLASTIC SHAFTS



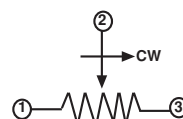
TYPE 1 & 2 REAR STAND OFFS



REAR LOCATING LUNGS



TYPE	A DIM SUPPORT PLATE	B DIM TERMINAL
1	6.76 (0.266")	3.18 (0.125")
2	9.52 (3.18")	6.35 (1/4")





ELECTRICAL SPECIFICATIONS		
PARAMETER	MODEL 248	MODEL 249
Element Type	Conductive Plastic	Cermet
Total Resistance Range	500Ω to 500KΩ	
Resistance Tolerance	± 20%	± 10%
Power rating	0.5 watts at 70°C	1.0 watts at 70°C
	Both derated to zero at 125°C	
Temperature Coefficient of Resistance	± 1000ppm/°C	± 100ppm/°C
Linearity Tolerance	± 5% Independent	
Contact Resistance Variation	Both 3% of the Total Resistance	
Insulation Resistance	1000MΩ minimum, 500VDC	
Dielectric Strength	750V _{RMS} minimum 50/60Hz	
End Resistance	2Ω maximum each end	
Effective Electrical Angle	265° ± 5°	

MECHANICAL SPECIFICATIONS

Rotation	295° ± 5°
Torque	Starting and Running 1.5 to 18.75mNm
End Stop Torque	0.35Nm (50 oz-in)
Weight	8.3g's (0.29 oz) (1/4" x 7/8" FMF metal shaft)
Max Tightening Torque	0.50Nm (1/4" Bush) 0.70Nm (3/8" Bush)

ENVIRONMENTAL SPECIFICATIONS

Temperature Range	- 55°C to + 125°C
Shock	390 meters/sec/sec, 1000 bumps
Vibrations	98 meters/sec/sec. 0.75mm, 10 to 500Hz
Rotational Life (Electrical)	
248:	50,000 cycles
249:	25,000 cycles
Load Life at 70°C	1000 hours
Materials	
Shaft:	Plated brass or plastic
Housing & Rear Lid:	Plastic flame retardant
Terminals:	Phosphor bronze, solder plated
Mounting Hardware	Lockwasher: Steel, nickel plated Panel nut: Brass, nickel plated

STANDARD RESISTANCE ELEMENT DATA	
Ohms 248/249:	500R, 1K, 2K, 5K, 10K, 25K, 50K, 100K, 250K, 500K, 1M

MARKING

Unit identification: Manufacturer's name and model number, EIA resistance value coding, tolerance, data code and terminal identification.

PACKAGING
Carton box of 50, code: BO50

ORDERING INFORMATION				
248 MODEL	JE SPECIAL FEATURES	8 SHAFT OPTIONS	08 FMF SHAFT OPTIONS	103 EIA RESISTANCE CODE
248/249	D: Rear locating lugs E: Type 1 rear stand offs F: Type 2 rear stand offs J: CW audio taper	7: 6.35 (1/4") plastic 8: 3.18 (1/8") plated brass 9: 6.35 (1/4") plated brass	08: 19.05 (3/4") for 3.18 (1/8") plated brass 10: 22.22 (7/8") for 6.35 (1/4") plated brass or plastic versions	
Example: 248 - JE - 8 - 08 - 103				

SAP PART NUMBERING GUIDELINES										
2	4	8	B	B	H	S	0	E	B 2 5	1 0 3 M L
MODEL			BUSHING	SHAFT		SHAFT MATERIAL	LEADS	PACKAGING		OHMIC VALUE/TOL/LAW OR SPECIAL
See the end of this data book for conversion tables										